

Product datasheet

Combi 200L



reddot design award
winner 2017

The Combi 200L, for electrotherapy, ultrasound therapy, combination therapy and laser therapy

The Combi 200L, a portable touchscreen device with 2 independent channels. Fingertip control for the various types of electrotherapy current, ultrasound, laser, combination and simultaneous therapies. Equipped with electrotherapy protocols for pain control and muscle stimulation.



Characteristics

- Therapies:
 - Electro therapy, 2 and 4 poles, 2 channels completely independent
 - S-D curve diagnostic programs
 - Ultrasound therapy
 - Simultaneous therapy (2 different indications treated simultaneously by using electro and ultrasound therapy)
 - Combination therapy (treating one injury simultaneously using a combination of electro and ultrasound therapy)
 - Laser therapy
- Currents: 25
 - Current forms: see next pages
- Ultrasound:
 - Multifrequency head (1 and 3 MHz), 4 cm²
 - Continuous and pulsed mode (10-20-30-40-50-100%)
 - Acoustic and visual contact control led
 - 2 ultrasound output connectors
- Laser: (the probes are optional)
 - Pulsed , infrared gallium arsenide, 905 nm
 - 2 probes:
 - Mono probe, LA201
 - Peak power: 13,5 W
 - Frequency: 2 – 30.000 Hz
 - Maximum average power: 70.5 mW
 - Quad probe, LA204 (4 diodes)
 - Peak power: 4 x 18 W
 - Frequency: 2 – 5.000 Hz
 - Maximum average power: 4 x 12.6 mW
- Functionalities:
 - Objectives: 175
 - Indications: 279
 - Diagnostic: 12
 - Default therapy programs: 32
 - Free memory: 50
- Can be connected to the Vaco 200



Article number: 320.260 Combi 200L white
320.360 Combi 200L carbon black

Standard accessories

- | | |
|---------|--|
| 100 689 | Mains lead |
| 340 670 | 2-pole patient cable with 2mm fiche (2) |
| 330 803 | Test plug, F/F, 2 mm |
| 340 468 | Rubber electrode, 6 x 8 cm 2mm fiche (4) |
| 100 658 | Chamex bag, 6 x 8 cm (4) |
| 108 935 | Fixing strap, elastic, 5 x 60 cm (4) |
| 115 684 | Visual Analogue Scale (VAS-Score) |
| 320 114 | US-head, multi-freq., ERA 4 cm ² incl. holder |
| 341 088 | Contact gel, 500 ml |

Manuals

- | | |
|---------|---|
| 323 011 | Safety Instructions |
| 376 134 | Quick start manual |
| 376 126 | CD user manual Gymna devices multi language |

Optional accessories

- | | |
|---------|--|
| 320 111 | US-head, multi-freq., ERA 1 cm ² incl. holder |
| 302 955 | Carrying bag 200 series |
| 114 142 | Pen electrode with sponge, Ø 15 mm |
| 109 944 | Sponge for pen electrode (10) |
| 329 978 | Vaginal probe Novatys Gold |
| 330 594 | Vaginal probe V2B+ |
| 330 572 | Vaginal probe Optima 3 |
| 330 583 | Vaginal probe Perisize 4+ |
| 329 989 | Anal probe Analia |
| 330 561 | Anal probe Analys+ |
| 112 166 | Stimulation probe, rectal |
| 326 799 | Electrode adhesive, Ø 3 cm (4) |
| 326 810 | Electrode adhesive, 2,5 x 5 cm (4) |
| 326 821 | Electrode adhesive, 5 x 5 cm (4) |
| 326 832 | Electrode adhesive, 5 x 10 cm (4) |
| 340 446 | Rubber electrode 4 x 6 cm 2mm fiche (2) |
| 340 481 | Rubber electrode 8 x 12 cm 2mm fiche (2) |
| 108 934 | Fixing strap, elastic, 5 x 30 cm |
| 108 936 | Fixing strap, elastic, 5 x 120 cm |
| 100 657 | Chamex bag, 4 x 6 cm (4) |
| 100 659 | Chamex bag, 8 x 12 cm (4) |
| 341 099 | Contact gel, 5L |
| 341 121 | Pump, 5L |
| 320 101 | Laserprobe mono LA201 (incl. holder) |
| 320 104 | Laserprobe quad LA204 (incl. holder) |
| 339 592 | Laser protection glasses |
| 116 227 | Remote interlock |
| 320 804 | Gymna Mobile |
| 340 428 | Adaptor cable 2mm (F) → 4 mm (M) |
| 329 956 | Incontinence cable 2-pole 2mm |











Technical specifications

Languages	: 12
Mains voltages	: 100-240-VAC, 50/60 Hz +/- 10%
Max. Power-in operation	: 85 VA
Dimensions (b x h x d)	: 268 x 124 x 295 mm
Weight	: c.a 4 kg
Safety	: Class I
Isolation	: Type BF
MDD Classification	: IIa
Safety examination	: CE from conformity with Directives MDD 93/42/EEC

	COMBI 200L	COMBI 200	DUO 200	MYO 200	PULSON 200	VACO 200
Therapies						
Electrotherapy (2 independent channels)	■	■	■	■		
Ultrasound therapy (1&3 MHz)	■	■			■	
Laser therapy (optional)	■					
Combination therapy	■	■				
Simultaneous therapy	■	■	■	■		
Pelvic re-education therapy				■		
Muscle re-education therapy				■		
Vacuum						■
User-interface						
Touchscreen navigation	■	■	■		■	
Push Buttons for navigation				■		
Monochrome LCD with backlight (1/4 VGA)	■	■	■	■	■	
2 separate intensity regulators	■	■	■	■		
Direct therapy keys	■	■	■	■	■	
Protocols: Objectives & Indications list	■	■	■	■	■	
Diagnostics S/D curves (Rheobase, Chronaxy, ...)	■	■	■			
Diagnostics (Rheobase, Chronaxy, ...)				■		
Contra-indications list	■	■	■	■	■	
Memory: 50 free locations (Myo: 20)	■	■	■	■	■	




























■ = Standard

○ = Optional

		COMBI 200L	COMBI 200	DUO 200	MYO 200	PULSON 200	VACO 200
Ultrasound therapy 							
Treatment head 4 cm ² (1 & 3 MHz, multifrequent)		■	■			■	
Treatment head 1 cm ² (1 & 3 MHz, multifrequent)		○	○			○	
Acoustic and visual contact control led		■	■			■	
Laser therapy 							
Monoprobe: max. average power: 70,5 mW		○					
Clusterprobe: max. average power: 4 x 12,6 mW		○					
Myofeedback therapy  							
Electro myography (2 individual EMG channels)					■		
Pressure myography (1 channel)					■		
Combination therapy 							
Ultrasound + Conventional TENS 		■	■				
Ultrasound + Burst TENS 		■	■				
Ultrasound + Random Freq TENS 		■	■				
Ultrasound + 2-pole Medium frequency 		■	■				
Simultaneous therapy							
Electrotherapy (2-pole) + Laser (optional)		■					
Electrotherapy (2-pole) + Ultrasound		■	■				
Ultrasound + Laser (optional)		■					
Electrotherapy (2-pole) + Electrotherapy (2-pole)		■	■	■	■		
Electrotherapy & Myofeedback (on 2 channels)					■		
Myofeedback EMG (on 2 channels)					■		
Myofeedback EMG + Pressure					■		
Vacuum 							
2 independent channels							■
Electronic vacuum control							■
Continuous & pulsed rhythm							■
Connectable in combination with		■	■	■	■		
Myo PC Software package							
Patient database					■		
Pelvic & muscle re-education protocols					■		
Optimal graphical visualization					■		
Comprehensive reporting function					■		

■ = Standard

○ = Optional

Electrotherapy 		COMBI 200L	COMBI 200	DUO 200	MYO 200	PULSON 200	VACO 200
		Unidirectional currents					
Rectangular pulse		■	■	■	■		
2-5 current (Ultra Reiz)		■	■	■	■		
Triangular pulse		■	■	■	■		
MF rectangular pulse		■	■	■	■		
Iontophoresis-MF rectangular pulse		■	■	■			
Diadynamic currents							
MF		■	■	■	■		
DF		■	■	■	■		
CP		■	■	■	■		
LP		■	■	■	■		
TENS currents							
Conventional TENS		■	■	■	■		
Low frequency TENS		■	■	■	■		
Burst TENS		■	■	■	■		
High Frequency TENS		■	■	■	■		
Random frequency TENS		■	■	■	■		
Han Stim (via painrelief)		■	■	■	■		
NMES currents							
Rectangular surge		■	■	■	■		
Triangular surge		■	■	■	■		
Biphasic surge		■	■	■	■		
Intrapulse interval surge		■	■	■	■		
Russian stimulation		■	■	■			
2-pole MF surge		■	■	■	■		
Isoplanar vector field surge (4-pole I.F. surge)		■	■	■	■		
Interferential currents							
2-pole medium frequency		■	■	■	■		
Isoplanar vector field-		■	■	■			
Dipole vector field (4-pole I.F. vector)		■	■	■	■		
Classical interferential (4-pole I.F.)		■	■	■	■		
Diagnostic programs							
Rheobase, Chronaxy, AQ		■	■	■	■		
S-D curves		■	■	■			
Pain points		■	■	■	■		
Diagnose stress fracture		■	■			■	
Constant voltage/Constant current		■	■	■	■		

■ = Standard

○ = Optional