

Product datasheet

Pulson 200



reddot design award
winner 2017

The Pulson 200, for ultrasound

The Pulson 200, a portable touchscreen device with fingertip control for the most important functions. Equipped with multifrequency ultrasound heads for superficial and deeper lying pathologies. It has automatic adjustment and perfect contact control.



Article number: 320.250 Pulson 200 white
320.350 Pulson 200 carbon black

Characteristics

- Ultrasound :
 - Multifrequency head (1 and 3 MHz), 4 cm²
 - Continuous and pulsed mode (10-20-30-40-50-100%)
 - Acoustic and visual contact control led
 - 2 ultrasound output connectors
 - Combination therapy connector

- Functionalities :
 - Objectives: 15
 - Indications: 23
 - Diagnostic: 1
 - Free memory: 50
 - Can be connected to Duo 200 for Combination therapy purposes.

Technical specifications

Languages	: 12
Mains voltages	: 100-240-VAC, 50/60 Hz +/- 10%
Max. power-in operation	: 85 VA
Dimensions (bxhxd)	: 268 x 124 x 295 mm
Weight	: ca. 3,650 kg
Safety	: Class I
Isolation	: Type BF
MDD Classification	: IIa
Safety examination	: CE from conformity with Directives MDD 93/42/EEC

Standard accessories

- 100 689 Mains lead
- 320 114 US-head, multifrequent, ERA 4 cm², incl. holder
- 341 088 Contact gel, 500 ml

Manuals

- 323 011 Safety Instructions
- 376 134 Quick start manual
- 376 126 CD user manual Gymna devices multi language











Optional accessories

- 320 111 US-head, multi-freq., ERA 1 cm² incl. holder
- 302 955 Carrying bag 200 series
- 341 099 Contact gel, 5L
- 341 121 Pump, 5L
- 320 804 Gymna Mobile
- 329 967 Reference & combination therapy cable

	COMBI 200L	COMBI 200	DUO 200	MYO 200	PULSON 200	VACO 200
Therapies						
Electrotherapy (2 independent channels)	■	■	■	■		
Ultrasound therapy (1&3 MHz)	■	■			■	
Laser therapy (optional)	■					
Combination therapy	■	■				
Simultaneous therapy	■	■	■	■		
Pelvic re-education therapy				■		
Muscle re-education therapy				■		
Vacuum						■
User-interface						
Touchscreen navigation	■	■	■		■	
Push Buttons for navigation				■		
Monochrome LCD with backlight (1/4 VGA)	■	■	■	■	■	
2 separate intensity regulators	■	■	■	■		
Direct therapy keys	■	■	■	■	■	
Protocols: Objectives & Indications list	■	■	■	■	■	
Diagnostics S/D curves (Rheobase, Chronaxy, ...)	■	■	■			
Diagnostics (Rheobase, Chronaxy, ...)				■		
Contra-indications list	■	■	■	■	■	
Memory: 50 free locations (Myo: 20)	■	■	■	■	■	




























■ = Standard

○ = Optional

		COMBI 200L	COMBI 200	DUO 200	MYO 200	PULSON 200	VACO 200
Ultrasound therapy 							
Treatment head 4 cm ² (1 & 3 MHz, multifrequent)		■	■			■	
Treatment head 1 cm ² (1 & 3 MHz, multifrequent)		○	○			○	
Acoustic and visual contact control led		■	■			■	
Laser therapy 							
Monoprobe: max. average power: 70,5 mW		○					
Clusterprobe: max. average power: 4 x 12,6 mW		○					
Myofeedback therapy  							
Electro myography (2 individual EMG channels)					■		
Pressure myography (1 channel)					■		
Combination therapy 							
Ultrasound + Conventional TENS 		■	■				
Ultrasound + Burst TENS 		■	■				
Ultrasound + Random Freq TENS 		■	■				
Ultrasound + 2-pole Medium frequency 		■	■				
Simultaneous therapy							
Electrotherapy (2-pole) + Laser (optional)		■					
Electrotherapy (2-pole) + Ultrasound		■	■				
Ultrasound + Laser (optional)		■					
Electrotherapy (2-pole) + Electrotherapy (2-pole)		■	■	■	■		
Electrotherapy & Myofeedback (on 2 channels)					■		
Myofeedback EMG (on 2 channels)					■		
Myofeedback EMG + Pressure					■		
Vacuum 							
2 independent channels							■
Electronic vacuum control							■
Continuous & pulsed rhythm							■
Connectable in combination with		■	■	■	■		
Myo PC Software package							
Patient database					■		
Pelvic & muscle re-education protocols					■		
Optimal graphical visualization					■		
Comprehensive reporting function					■		

■ = Standard

○ = Optional

Electrotherapy 		COMBI 200L	COMBI 200	DUO 200	MYO 200	PULSON 200	VACO 200
		Unidirectional currents					
Rectangular pulse		■	■	■	■		
2-5 current (Ultra Reiz)		■	■	■	■		
Triangular pulse		■	■	■	■		
MF rectangular pulse		■	■	■	■		
Iontophoresis-MF rectangular pulse		■	■	■			
Diadynamic currents							
MF		■	■	■	■		
DF		■	■	■	■		
CP		■	■	■	■		
LP		■	■	■	■		
TENS currents							
Conventional TENS		■	■	■	■		
Low frequency TENS		■	■	■	■		
Burst TENS		■	■	■	■		
High Frequency TENS		■	■	■	■		
Random frequency TENS		■	■	■	■		
Han Stim (via painrelief)		■	■	■	■		
NMES currents							
Rectangular surge		■	■	■	■		
Triangular surge		■	■	■	■		
Biphasic surge		■	■	■	■		
Intrapulse interval surge		■	■	■	■		
Russian stimulation		■	■	■			
2-pole MF surge		■	■	■	■		
Isoplanar vector field surge (4-pole I.F. surge)		■	■	■	■		
Interferential currents							
2-pole medium frequency		■	■	■	■		
Isoplanar vector field		■	■	■			
Dipole vector field (4-pole I.F. vector)		■	■	■	■		
Classical interferential (4-pole I.F.)		■	■	■	■		
Diagnostic programs							
Rheobase, Chronaxy, AQ		■	■	■	■		
S-D curves		■	■	■			
Pain points		■	■	■	■		
Diagnose stress fracture		■	■			■	
Constant voltage/Constant current		■	■	■	■		

■ = Standard

○ = Optional