

Product datasheet

gymna[®]

Combi 400M

The Combi 400M, for electrotherapy, ultrasound therapy, combination therapy and laser therapy. Includes a dedicated Mobile 400.

The Combi 400M, helps achieving your 3 therapeutical goals of pain relief, tissue repair and muscle stimulation by applying electrotherapy, ultrasound, combination therapy or laser therapy.

Standard supplied with a functional Mobile 400 allowing easy storage and access to all accessories.

The color touchscreen, for intuitive navigation, guides you to optimal treatment protocols and access to extended clinical information with GTS.



Article number: 360 412 Combi 400M white
360 612 Combi 400M black

Characteristics

■ Therapies:

- Electro therapy, 2 and 4 poles, 2 channels completely independent
- S-D curve diagnostic programs
- Ultrasound therapy
- Simultaneous therapy (2 different indications treated simultaneously by using electro and ultrasound therapy)
- Combination therapy (treating one injury simultaneously using a combination of electro and ultrasound therapy)
- Laser therapy

■ Currents: 31

- Current forms: see next pages
- Currents in Combination therapy : 18

■ Ultrasound:

- Multifrequency head (1 and 3 MHz), 4 cm²
- Continuous and pulsed mode (10–20–30–40–50–100%)
- Acoustic and visual contact control led
- 2 ultrasound output connectors

■ Laser: (the probes are optional)

- Pulsed , infrared gallium arsenide, 905 nm
- 2 probes:
 - Mono probe, mono 400
 - Peak power: 13,5 W
 - Frequency: 2 – 30.000 Hz
 - Maximum average power: 70.5 mW
 - Quad probe, quad 400 (4 diodes)
 - Peak power: 4 x 18 W
 - Frequency: 2 – 5.000 Hz
 - Maximum average power: 4 x 12.6 mW

■ Functionalities:

- Objectives: 190
- Indications: 279
- Diagnostic: 12
- Body Area: 234
- Cellular effects: 16
- Default therapy programs: 71
- Free memory: 850
- Anatomical library: 91

■ Can be connected to the Vaco 400

Technical specifications

Languages : 13

Mains voltages : 100-240-VAC, 50/60 Hz +/- 10%

Max. Power-in operation : 100 VA

Device (b x h x d) : 360 x 260 x 285 mm

Weight incl. accessories : c.a 7,8 kg

Mobile 400 (b x h x d) : 500 x 1100 x 600 mm

Weight Mobile : c.a 36 kg

Electrical safety protection : Class II

Applied parts : Type BF

MDD Classification : Ila

Conformity : Directive MDD 93/42/ECC

Standard accessories

100 689	Mains lead
340 406	Electrode cable 2-pole mini/2mm (2)
330 803	Test plug, F/F, 2 mm
340 468	Rubber electrode, 6 x 8 cm 2mm (4)
100 658	Chamex bag, 6 x 8 cm (4)
108 935	Fixing strap, elastic, 5 x 60 cm (4)
115 684	Visual Analogue Scale (VAS-Score)
360 114	US-head 1&3 MHz 4cm ² US 404
341 088	Contact gel, 500 ml
340 505	Touch pen
360 808	Gymna Mobile 400
319 025	Rotary button silver (2)





















































Manuals

323 011	Safety Instructions
362 505	Quick start manual
362 516	CD user manual Gymna devices multi language





Optional accessories

360 111	US-head 1&3 MHz 1cm ² US 401
114 142	Pen electrode with sponge, Ø 15 mm
109 944	Sponge for pen electrode (10)
329 978	Vaginal probe Novatys Gold
330 594	Vaginal probe V2B+
330 572	Vaginal probe Optima 3
330 583	Vaginal probe Perisize 4+
329 989	Anal probe Analia
330 561	Anal probe Analys+
112 166	Stimulation probe, rectal
326 799	Electrode adhesive, Ø 3 cm (4)
326 810	Electrode adhesive, 2.5 x 5 cm (4)
326 821	Electrode adhesive, 5 x 5 cm (4)
326 832	Electrode adhesive, 5 x 10 cm (4)
340 446	Rubber electrode 4 x 6 cm 2mm (2)
340 481	Rubber electrode 8 x 12 cm 2mm (2)
108 934	Fixing strap, elastic, 5 x 30 cm
108 936	Fixing strap, elastic, 5 x 120 cm
100 657	Chamex bag, 4 x 6 cm (4)
100 659	Chamex bag, 8 x 12 cm (4)
341 099	Contact gel, 5L
341 121	Pump, 5L
360 101	Laserprobe mono 400 (incl. holder)
360 104	Laserprobe quad 400 (incl. holder)
339 592	Laser protection glasses
340 417	Remote interlock Laser unit Combi 400
340 428	Adaptor cable 2mm (F) → 4 mm (M)

	COMBI 400V & 400 VIP	DUO 400V & 400 VIP	COMBI 400 & 400M	DUO 400 & 400M	PULSON 400 & 400 M
Therapies					
Electrotherapy (2 independent channels)	■	■	■	■	■
Ultrasound therapy (1 & 3 MHz)	■	■	■	■	■
Laser therapy (optional)	■	■	■	■	■
Combination therapy	■	■	■	■	■
Simultaneous therapy	■	■	■	■	■
Vacuum	■	■	■	■	■
User-interface					
Full colour TFT display, 10.4 inch (SVGA: 800 X 600 pixels)	■	■	■	■	■
Touch screen	■	■	■	■	■
Customisation wizard	■	■	■	■	■
Colour guided therapy methods	■	■	■	■	■
Enlarged therapy windows in dashboard design	■	■	■	■	■
2 separate intensity regulators	■	■	■	■	■
Guided Therapy System (GTS)	■	■	■	■	■
Medical E-book: anatomical library	■	■	■	■	■
Help and Clinical information screens	■	■	■	■	■
Direct therapy keys	■	■	■	■	■
Protocols: objectives, list of indications, selection for each body area	■	■	■	■	■
Protocols: cellular effects [heal the tissue]	■	■	■	■	■
3D pictures of electrode placement	■	■	■	■	■
Diagnostics (S-D curve, Rheobase, Chronaxy, ...)	■	■	■	■	■
Contra-indications list	■	■	■	■	■
Memory (free locations)					
500 for favourites/own programs	■	■	■	■	■
200 for diagnostic results	■	■	■	■	■
100 for own sequential programs	■	■	■	■	■
50 for shared programs on multiple devices	■	■	■	■	■

Electrotherapy		COMBI 400V & 400 VIP	DUO 400V & 400 VIP	COMBI 400 & 400M	DUO 400 & 400M	PULSON 400 & 400 M
Unidirectional currents allowed with: 						
Direct current		<input type="checkbox"/>	<input type="checkbox"/>	<input type="checkbox"/>	<input type="checkbox"/>	<input type="checkbox"/>
Rectangular pulse	 	<input type="checkbox"/>	<input type="checkbox"/>	<input type="checkbox"/>	<input type="checkbox"/>	<input type="checkbox"/>
2-5 current (Ultra Reiz)	 	<input type="checkbox"/>	<input type="checkbox"/>	<input type="checkbox"/>	<input type="checkbox"/>	<input type="checkbox"/>
Triangular pulse	 	<input type="checkbox"/>	<input type="checkbox"/>	<input type="checkbox"/>	<input type="checkbox"/>	<input type="checkbox"/>
MF rectangular pulse	 	<input type="checkbox"/>	<input type="checkbox"/>	<input type="checkbox"/>	<input type="checkbox"/>	<input type="checkbox"/>
Iontophoresis- MF rectangular pulse	  	<input type="checkbox"/>	<input type="checkbox"/>	<input type="checkbox"/>	<input type="checkbox"/>	<input type="checkbox"/>
Iontophoresis- direct current	  	<input type="checkbox"/>	<input type="checkbox"/>	<input type="checkbox"/>	<input type="checkbox"/>	<input type="checkbox"/>
Diadynamic currents						
MF	 	<input type="checkbox"/>	<input type="checkbox"/>	<input type="checkbox"/>	<input type="checkbox"/>	<input type="checkbox"/>
DF	 	<input type="checkbox"/>	<input type="checkbox"/>	<input type="checkbox"/>	<input type="checkbox"/>	<input type="checkbox"/>
RS	 	<input type="checkbox"/>	<input type="checkbox"/>	<input type="checkbox"/>	<input type="checkbox"/>	<input type="checkbox"/>
CP	 	<input type="checkbox"/>	<input type="checkbox"/>	<input type="checkbox"/>	<input type="checkbox"/>	<input type="checkbox"/>
LP	 	<input type="checkbox"/>	<input type="checkbox"/>	<input type="checkbox"/>	<input type="checkbox"/>	<input type="checkbox"/>
TENS currents						
Conventional TENS	 	<input type="checkbox"/>	<input type="checkbox"/>	<input type="checkbox"/>	<input type="checkbox"/>	<input type="checkbox"/>
Low frequency TENS	 	<input type="checkbox"/>	<input type="checkbox"/>	<input type="checkbox"/>	<input type="checkbox"/>	<input type="checkbox"/>
Burst TENS	 	<input type="checkbox"/>	<input type="checkbox"/>	<input type="checkbox"/>	<input type="checkbox"/>	<input type="checkbox"/>
High frequency TENS	 	<input type="checkbox"/>	<input type="checkbox"/>	<input type="checkbox"/>	<input type="checkbox"/>	<input type="checkbox"/>
Random Frequency TENS	 	<input type="checkbox"/>	<input type="checkbox"/>	<input type="checkbox"/>	<input type="checkbox"/>	<input type="checkbox"/>
Han Stim (via painrelief)	 	<input type="checkbox"/>	<input type="checkbox"/>	<input type="checkbox"/>	<input type="checkbox"/>	<input type="checkbox"/>
NMES currents						
Rectangular surge	 	<input type="checkbox"/>	<input type="checkbox"/>	<input type="checkbox"/>	<input type="checkbox"/>	<input type="checkbox"/>
Triangular surge	 	<input type="checkbox"/>	<input type="checkbox"/>	<input type="checkbox"/>	<input type="checkbox"/>	<input type="checkbox"/>
Biphasic surge	 	<input type="checkbox"/>	<input type="checkbox"/>	<input type="checkbox"/>	<input type="checkbox"/>	<input type="checkbox"/>
Intrapuls interval surge	 	<input type="checkbox"/>	<input type="checkbox"/>	<input type="checkbox"/>	<input type="checkbox"/>	<input type="checkbox"/>
Russian stimulation	 	<input type="checkbox"/>	<input type="checkbox"/>	<input type="checkbox"/>	<input type="checkbox"/>	<input type="checkbox"/>
2-pole MF surge	 	<input type="checkbox"/>	<input type="checkbox"/>	<input type="checkbox"/>	<input type="checkbox"/>	<input type="checkbox"/>
Isoplanar vector field surge	 	<input type="checkbox"/>	<input type="checkbox"/>	<input type="checkbox"/>	<input type="checkbox"/>	<input type="checkbox"/>

			COMBI 400V & 400 VIP	DUO 400V & 400 VIP	COMBI 400 & 400M	DUO 400 & 400M	PULSON 400 & 400 M
Interferential currents							
2-pole Medium Frequency			<input type="checkbox"/>	<input type="checkbox"/>	<input type="checkbox"/>	<input type="checkbox"/>	<input type="checkbox"/>
Isoplanar vector field			<input type="checkbox"/>	<input type="checkbox"/>	<input type="checkbox"/>	<input type="checkbox"/>	<input type="checkbox"/>
Dipole vector field			<input type="checkbox"/>	<input type="checkbox"/>	<input type="checkbox"/>	<input type="checkbox"/>	<input type="checkbox"/>
Classical interferential			<input type="checkbox"/>	<input type="checkbox"/>	<input type="checkbox"/>	<input type="checkbox"/>	<input type="checkbox"/>
Micro current							
Micro current			<input type="checkbox"/>	<input type="checkbox"/>	<input type="checkbox"/>	<input type="checkbox"/>	<input type="checkbox"/>
Micro current modulated			<input type="checkbox"/>	<input type="checkbox"/>	<input type="checkbox"/>	<input type="checkbox"/>	<input type="checkbox"/>
Micro current surge			<input type="checkbox"/>	<input type="checkbox"/>	<input type="checkbox"/>	<input type="checkbox"/>	<input type="checkbox"/>
High Voltage (HVPC)							
High Voltage			<input type="checkbox"/>	<input type="checkbox"/>	<input type="checkbox"/>	<input type="checkbox"/>	<input type="checkbox"/>
High Voltage surge			<input type="checkbox"/>	<input type="checkbox"/>	<input type="checkbox"/>	<input type="checkbox"/>	<input type="checkbox"/>
Diagnostic programs							
Rheobase and Chronaxy			<input type="checkbox"/>	<input type="checkbox"/>	<input type="checkbox"/>	<input type="checkbox"/>	<input type="checkbox"/>
Rheobase and AQ			<input type="checkbox"/>	<input type="checkbox"/>	<input type="checkbox"/>	<input type="checkbox"/>	<input type="checkbox"/>
S-D curve rectangular			<input type="checkbox"/>	<input type="checkbox"/>	<input type="checkbox"/>	<input type="checkbox"/>	<input type="checkbox"/>
S-D curve triangular			<input type="checkbox"/>	<input type="checkbox"/>	<input type="checkbox"/>	<input type="checkbox"/>	<input type="checkbox"/>
S-D curve rectangular + triangular			<input type="checkbox"/>	<input type="checkbox"/>	<input type="checkbox"/>	<input type="checkbox"/>	<input type="checkbox"/>
Pain points			<input type="checkbox"/>	<input type="checkbox"/>	<input type="checkbox"/>	<input type="checkbox"/>	<input type="checkbox"/>
Diagnose stress fracture			<input type="checkbox"/>	<input type="checkbox"/>	<input type="checkbox"/>	<input type="checkbox"/>	<input type="checkbox"/>
Iontophoresis programs			<input type="checkbox"/>	<input type="checkbox"/>	<input type="checkbox"/>	<input type="checkbox"/>	<input type="checkbox"/>
Phonophoresis programs			<input type="checkbox"/>	<input type="checkbox"/>	<input type="checkbox"/>	<input type="checkbox"/>	<input type="checkbox"/>
Constant Voltage / Constant Current			<input type="checkbox"/>	<input type="checkbox"/>	<input type="checkbox"/>	<input type="checkbox"/>	<input type="checkbox"/>
Ultrasound therapy							
Hybrid treatment head 4 cm ² (1 & 3 MHz, multifrequent)			<input type="checkbox"/>	<input type="checkbox"/>	<input type="checkbox"/>	<input type="checkbox"/>	<input type="checkbox"/>
Hybrid treatment head 1 cm ² (1 & 3 MHz, multifrequent)			<input type="checkbox"/>	<input type="checkbox"/>	<input type="checkbox"/>	<input type="checkbox"/>	<input type="checkbox"/>

	COMBI 400V & 400 VIP	DUO 400V & 400 VIP	COMBI 400 & 400M	DUO 400 & 400M	PULSON 400 & 400 M
Laser therapy 					
Monoprobe 400: max. average power: 70,5 mW	○		○		
Clusterprobe 400: max. average power: 4 x 12,6 mW	○		○		
Combination therapy 					
See electro currents with 	■		■		
Simultaneous therapy					
Electrotherapy (2-pole & 4-pole) + Laser (optional)	■		■		
Electrotherapy (2-pole & 4-pole) + Ultrasound	■		■		
Ultrasound + Laser (optional)	■		■		
Electrotherapy (2-pole) + Electrotherapy (2-pole)	■	■	■	■	
Vacuum 					
2 independent channels	■	■			
Electronic vacuum control	■	■			
Continuous & pulsed rhythm	■	■			
Massage effect	■	■			
Control via Combi 400 or Duo 400	■	■			
Vacuum screen in dashboard design	■	■			

■ = Standard
○ = Optional